




ROCKHEAD TYP I

	Typ/ Wymiary [mm]	Klasa [t]	Typ urządzenia		Nr produktu
	70/100	6-10	JT 1720, JT2020	BK-HR110	
			D16X20, D20X22		
			TT 7X, TT 8S		
	80/110	10-15	JT 2720, JT2020	BK-HR111	
			D24X40, D20X22		
			TT 13X, TT 12G, TT 15GS		
	90/130	12-18	JT2720	BK-HR113	
			D24X40, D33X44, D36x50		
			TT 15N		
	95/140	15-20	JT 3020M1	BK-HR114	
			D36x50		
			TT 15N		
	110/160	18-25	JT 4020	BK-HR116	
			D36X50		
			TT 20S, TT 25N		
	130/190	>30	JT 8020	BK-HR119	
			D80X120		
			PD 32-50		


ROCKHEAD TYP II

	Typ/ Wymiary [mm]	Klasa [t]	Typ urządzenia		Nr produktu
	70/100	6-10	JT 1720, JT2020	BK-HR210	
			D16X20, D20X22		
			TT 7X, TT 8S		
	80/110	10-15	JT 2720, JT2020	BK-HR211	
			D24X40, D20X22		
			TT 13X, TT 12G, TT 15GS		
	90/130	12-18	JT2720	BK-HR213	
			D24X40, D33X44, D36x50		
			TT 15N		


HARDHEAD

	Typ/ Wymiary [mm]	Klasa [t]	Typ urządzenia		Nr produktu
	70/100	6-10	JT 1720, JT2020	BK-HH110	
			D16X20, D20X22		
			TT 7X, TT 8S		
	80/110	10-15	JT 2720, JT2020	BK-HH111	
			D24X40, D20X22		
			TT 13X, TT 12G, TT 15GS		
	90/130	15-25	JT2720	BK-HH113	
			D24X40, D33X44, D36x50		
			TT 15N		
	110/150	15-25	JT 3020M1, JT 4020	BK-HH115	
			D36x50		
			TT 15N, TT 20S, TT 25N		


BOREPIG

	Typ/ Wymiary [mm]	Klasa [t]	Typ urządzenia	Nr produktu
	Ø 70	6-10	JT 1720, JT2020	BK-BP107
			D16X20, D20X22	
			TT 7X, TT 8S	
	Ø 85	10-15	JT 2720, JT2020	BK-BP108
			D24X40, D20X22	
TT 13X, TT 12G, TT 15GS				
Ø 95	12-18	JT2720	BK-GK109	
		D24X40, D33X44, D36x50		
		TT 15N		
Ø 115	15-25	JT 3020M1, JT 4020	BK-GK111	
		D36x50		
		TT 15N, TT 20S, TT 25N		
Ø 130	>25	JT 8020	BK-GK113	
		D80X120		
		PD 32-50		

GRAVELKING

	Typ/ Wymiary [mm]	Klasa [t]	Typ urządzenia	Nr produktu
	Ø 70	6-10	JT 1720, JT2020	BK-GK107
			D16X20, D20X22	
			TT 7X, TT 8S	
	Ø 85	10-15	JT 2720, JT2020	BK-GK108
			D24X40, D20X22	
TT 13X, TT 12G, TT 15GS				
Ø 95	12-18	JT2720	BK-GK109	
		D24X40, D33X44, D36x50		
		TT 15N		
Ø 115	15-25	JT 3020M1, JT 4020	BK-GK111	
		D36x50		
		TT 15N, TT 20S, TT 25N		
-	>25	JT 8020	BK-GK113	
		D80X120		
		PD 32-50		

STEURKONIG

	Typ/ Wymiary [mm]	Klasa [t]	Typ urządzenia	Nr produktu
	Ø 70	6-10	JT 1720, JT2020	BK-ST107
			D16X20, D20X22	
			TT 7X, TT 8S	
	Ø 80	10-15	JT 2720, JT2020	BK-ST108
			D24X40, D20X22	
TT 13X, TT 12G, TT 15GS				
Ø 100	15-25	JT2720	BK-ST110	
		D24X40, D33X44, D36x50		
		TT 15N		
Ø 130	>25	JT 3020M1, JT 4020	BK-ST113	
		D36x50		
		TT 15N, TT 20S, TT 25N		